



RISK APPETITE STATEMENT

2nd quarter 2025



SOMMAIRE

I. PURPOSE AND GOVERNANCE.....	2
II. KEY PRINCIPLES.....	2
III. RISK GOVERNANCE ARCHITECTURE (RGA).....	3
IV. FINANCIAL LOSS TOLERANCE THRESHOLDS.....	5
V. CAPITAL, LEVERAGE AND LIQUIDITY RISK APPETITE.....	5
VI. CREDIT RISK APPETITE.....	5
VII. MARKET RISK APPETITE.....	5
VIII. MODEL RISK APPETITE.....	6
IX. CLIMATE (ENVIRONMENTAL) RISK APPETITE.....	7
X. OPERATIONAL AND REPUTATIONAL RISK APPETITE.....	7
XI. ANNEXES.....	10
ANNEX 1: GLOSSARY.....	10
ANNEX 2: RISK TAXONOMY AND RISK APPETITE RELATED METRICS.....	11
COMMITMENTS at 31.03.2025.....	11
NOMINAL VALUE OF EXPOSURE BY PRODUCT.....	13
NUMBER OF WARRANTIES ISSUED PER PRODUCT.....	13
COMPARATIVE GRAPH OF NOMINAL AND RESIDUAL VALUES OF GUARANTEES ISSUED AT 31/03/2025.....	14
PRODUCT RISK.....	14
COMPARATIVE GRAPH OF NOMINAL VALUES AND COMMITMENTS RECEIVED AT 31/03/2025.....	15
ANNEX 3: RATIOS.....	16
ANNEX 4: CREDIT RISK APPETITE.....	18
CAPITAL, LEVERAGE AND LIQUIDITY RISK APPETITE.....	18
CONCENTRATION RISK.....	18
ANNEX 5: MARKET RISK APPETITE.....	19
COUNTRY RISK.....	19
SECTOR RISK.....	20
PRODUCT RISK.....	21
RATING RISK.....	22
ANNEX 6: OPERATIONAL RISK APPETITE.....	23
INTERNAL FRAUD.....	23
EXTERNAL FRAUD.....	23
EMPLOYMENT PRACTICES AND WORKPLACE SAFETY.....	23
CUSTOMER, PRODUCT AND BUSINESS PRACTICES.....	23
DAMAGE TO PHYSICAL ASSETS.....	23
BUSINESS INTERRUPTIONS AND SYSTEMS FAILURES.....	23
ANNEX 7: COMPLIANCE STATUS.....	24
DEFINITION OF PROFILES.....	24
LIST OF DOSSIERS AT 31.03.2025.....	24
RATING MEDIUM OF PROFILES OF DOSSIERS AT 31.03.2025.....	26
RATING MEDIUM OF FINANCIAL INSTITUTIONS AT 31.03.2025.....	28

I. PURPOSE AND GOVERNANCE

- a. ETC Export Trading & Cooperation (hereinafter "ETC or The Group") is Non-Supervised Entity Active in the Financial Industry (hereinafter "NOSU") as per [resolution 202 & 209 of Swift Corporate Rules](#), it means is an entity :
 - a.1. duly incorporated, validly existing and duly organized legal entity, and
 - a.2. rated with good standing financially (investment grade) certified by an External Credit Assessment Institution (ECAI), in accordance with EU Regulation (EC) No 1060/2009.
 - a.3. subject to regular compliance's audits in accordance with applicable laws and regulations, under supervision of an independent audit committee
 - a.4. subject to regular audits in accordance with internationally recognised accounting standards by an independent audit firm, and
 - a.5. majority-owned by a Supervised Financial Institution,
- b. As NOSU and in accordance with his Nace's codes, ETC is specialized in Trade Finance and Counter-Guarantee niches with African Markets,
- c. This Risk Appetite Statement (hereinafter "RAS") it has been inspired from Risk Appetite Framework (hereinafter "RAF") of [Financial Stability Board](#)
- d. The RAS provides a comprehensive summary of Risk Appetite parameters guiding the operations of ETC. Its main purpose is to facilitate concise presentation and informed periodic review of the level of risk ETC takes in its key activities. It reflects market practice, enhances the quality of internal decision-making, and helps build risk awareness culture. It assists the Group in communication with stakeholders,

including correspondent banks, investors and rating agencies, supporting continued access to funding and ability to pursue the Group's objectives.

- e. The document provides a consolidated overview of how various types of risk are governed in the Group. The following sections 2 and 3 describe the main principles underpinning risk appetite articulation and the overarching risk governance structure. Section 4 introduces Financial Loss Tolerance Thresholds (FLTTS) which are assessed against the results of the annual ETC-wide stress test. The FLTTS form part of the articulation of risk appetite for a number of financial risks. Section 5, 6, 7 and 8 then set out in detail key aspects of the Group's risk appetite for each risk type including capital and leverage risk, liquidity risk, credit risk, market risk, operational risk and reputational risk. Detailed risk type definitions and metrics used for risk measurement and limitation can be found in Annex 2.
- f. Most of the parameters described in this RAS have been proposed and adopted by Management through dedicated policy instruments, and approved by the Board of Directors (hereinafter "the Board or BoD"). These are referenced throughout the paper. This RAS will be updated annually to reflect changes in such underlying policies.
- g. The document is prepared and updated periodically by the Middle Office composed of Risks, Compliance and Commitments departments in consultations with other executive managers of the Group.

II. KEY PRINCIPLES

- a. The Group achieves its strategic objectives by assuming risk. Without appropriate limitation, these risks have the potential to threaten its key resources including net

profit, capital, liquidity and reputation. In turn, these risks could therefore undermine the trust and confidence our stakeholders, including shareholding governments, partners, organizations and other relevant bodies, have in the Group, its Management, and its strategy. At the extreme, these risks could necessitate requests for callable capital or even threaten the existence of the Group.

- b. To ensure that the risk profile of the Group remains strong, based on Management's recommendation, the Board adopts a set of Risk Appetite parameters articulated in this Statement and other policy documents as appropriate. These parameters guide both strategic planning and day-to-day decisions, thereby avoiding excessive risk taking and encouraging the development of robust controls to protect the key resources of the Group.
- c. In aggregate, the Group's standalone balance sheet strength, which facilitates the achievement of its objectives and simultaneously maintain confidence in its resilience in the face of adverse events underpin the A (Investment Grade) rating. The Risk Appetite parameters have been calibrated to ensure its continuation.
- d. Management is required to establish and maintain an appropriate infrastructure (including risk measurement, limits, rules, guidelines, independent decision-making, controls, monitoring, testing and reporting) to ensure that this Risk Appetite is complied with and to provide reports in the form of annual stress tests and quarterly risk reporting to evidence compliance.

III. RISK GOVERNANCE ARCHITECTURE (RGA)

- a. The overall Risk Governance Architecture of ETC is anchored in the :

- i. Business process procedure (normalizing business flow and offices' responsibilities),
- ii. Officers' delegations (normalizing Officers' Responsibilities),
- iii. Manual of risk management (normalizing credit, market and operational risk management in accordance with Basel Committee baselines),
- iv. AML/CTF manual (normalizing AML, CTF and ABC risk management in accordance with Italian law decree 231/2007 and related EU directive)
- v. Ethical code (normalizing business ethics, conduct for employees and professional practices in accordance with ETC organization business model referring to Italian law decree 231/2007).
- b. The Group seeks to protect and build up its capital in order to support an enhanced range of activities and enable itself to withstand negative impact to its capital due to financial losses resulting from credit, market or other financial risks. Consistent with Basel Committee baselines, ETC complies with sound principles to all its operations, which implies alignment with market practice in terms of assessing, measuring and managing the risks faced by ETC.
- c. ETC follows market practice by reference to common standards of corporate governance, Basel committee baselines and other market practices in the finance industry. Additional reinforcement comes from the wider objectives of ETC, whereby ETC wishes to deploy capital appropriately, to achieve adequate overall return on the risks borne, to support its financial sustainability, and to mitigate against potential excessive losses that would deplete its medium-term operational capacity.

- d. To achieve this, ETC puts in place checks and balances to ensure that: Investment decisions are not unduly influenced by business targets and that risks are fully considered to ensure that there is a good prospect of avoiding losses. The build-up of any material correlated risks is identified, reviewed and where appropriate acted upon. Controls are adequately designed around all material risks, robustly implemented and rigorously tested, to ensure Management is agile to act on evolving risk profiles.
- e. Within the context of ETC 's overall RGA, Middle Office is responsible for ensuring independent risk management of the exposures including corporate recovery matters, operational risk and information security, and for ensuring the review and compliance of ETC 's activities with environmental and procurement policies, integrity, AML and prohibited practices as well as implementing related policy initiatives. The responsibility of the Middle Office for financial controls carried out in connection with operational risks is shared with the Presidency and Administration and Finance.
- f. The Chief Executive Officers (CEOs), Chief Risk Officer (CRO), Chief Compliance Officer (CCO) and Chief Commitments Officer (CCSO) are members of the Risk Committee (RCO) and report to the Presidency. Furthermore, the Presidency reports regularly to the Board on matters concerning the risk management function.
- g. ETC 's overall framework for identification and management of risks is underpinned by: Shared responsibility by all staff members to identify and manage risks they incur in the course of fulfilling their responsibilities ("first line of defense"). This includes risk control activities performed within the first line of defense functions, such as peer reviews within compliance, liquidity and capital management controls operated by Middle Office. Empowered and appropriately resourced "second line of defence" functions are operated by RCO, with control responsibilities for matters falling into their areas of competence, including Risk Management of credit, market, liquidity, capital management and operational risks (as per legal, ESG and reputational risks). Independent Internal Audit functions, which act as "third line of defense", are operated by Audit Committee of BoD (ACO) and Supervisory Body 231 (SUB), independently assess the effectiveness of the processes within the first and second lines of defense.
- h. In discharging the duties of the Chief Officers are supported by several departments, as well as by the Risk Committee. The RCO is chaired by Presidency and Chief Officers. It oversees all aspects of the portfolios across all sectors and countries, and provides advice on risk management policies, measures and controls. It also approves proposals for new products and dossiers submitted by Front Office. Its membership comprises senior managers across ETC including representatives from Middle and Front Offices.
- i. Risk Management
 - i. provides an independent assessment of risks associated with individual investments undertaken by ETC ,
 - ii. performs an ongoing review of the portfolio to monitor the risk presented by investments,
 - iii. assesses and proposes ways to manage risks arising from correlations and concentrations within the portfolio,
 - iv. and ensures that adequate systems and controls are put in place for identification and management of operational risks across ETC. Working together with other departments and units, Risk Management develops and

maintains relevant policies for operations and promotes risk awareness across ETC.

- j. In exercising its responsibilities, Risk Management aims to: Provide assurance that risk-taking decision-making in ETC is balanced and within the agreed appetite, and that control processes are rigorously designed and applied; and Support ETC's business strategy and its execution, including the maximisation of transition impact through provision of efficient and effective delivery of risk management advice, challenge and decision-making.
- k. ETC's Department of the Chief Compliance Officer (DCCO) is responsible for protecting the integrity risks arising from the ETC's operations and its clients and proposed clients, and for ensuring that ETC has adopted appropriate standards on anti-money laundering; counter-terrorist financing; conflicts of interests; insider trading; Prohibited Practices; treatment of confidential information; and integrity and domiciliation due diligence that are in line with, or reflect, internationally accepted norms.
- l. In accordance with its terms of reference, the ACO and SUB periodically reviews and evaluates the functions performed by the Management. The SUB regularly meets with the heads of all these functions, without other members of Management being present.

IV. FINANCIAL LOSS TOLERANCE THRESHOLDS

- a. Portfolio degradation rate (PDR) $3\% < \text{Common Equity Tier 1 (CET1)}$

V. CAPITAL, LEVERAGE AND LIQUIDITY RISK APPETITE

- a. Capital Risk Appetite = $\text{CET1 ratio}^1 = (\text{Tier1} + \text{Additional Tier1}) / [\text{Risk Weighted Assets (RWA)}^2 * 118\%] > 8\%$
- b. Leverage Risk Appetite = Leverage Basel III ratio (LVR) = $(\text{Tier1} + \text{Additional Tier1}) / \text{Exposure} > 3\%$
- c. Liquidity Risk Appetite
 - o Liquidity Coverage ratio (LCA) = $\text{Stock of High-Quality liquid Assets (SHQA)} / \text{Expected total Net Cash Outflows over 30 days stress period (ETNC30)} > 100\%$;
 - o Net Stable Funding ratio (NSFR) = $\text{Cash and equivalent (C\&E)} / \text{Long term liabilities(LTL)} > 100\%$

VI. CREDIT RISK APPETITE

- a. Credit Risk Appetite = Single Obligor Limit (SOL) = $\text{RWA Obligor}^3 < (\text{Tier1} + \text{Additional Tier1})^4 * 25\%$
- b. Credit Risk Appetite = Single Transaction Limit (STL) = $\text{RWA Single Transaction} < \text{RW or RCA} * 50\%$

VII. MARKET RISK APPETITE

- a. Country risk
 - o Single Country Limit (SCL) admitted country = $\text{Leverage Basel III}^5 * 25\% > \text{SUM Country RWA} < 25\% \text{ GDP}$
- b. Sector risk
 - o Single Sector Limit (SSL) of admitted country = $\text{SUM Sector RWA} < \text{Leverage Basel III} * 25\%$

¹ CET1 : please see Glossary

² RWA : please see Glossary

³ Obligor please see Glossary

⁴ Tier1: please see Glossary

⁵ Leverage Basel please see Glossary

c. Product risk

- Single Product Limit (SPL) = EXP < 85% Counterpart Bank outstanding [CRB]
- Single Product Limit (SPL) = SPL = EXP < 85% LC
- Confirmation [MRPA]
- Single Product Limit (SPL) = SPL = EXP < 85% Medium/Long Term Loan [PFB]
- Single Product Limit (SPL) = SPL = EXP < 85% Short Term Loan [TFB]
- Single Product Limit (SPL) = SPL = EXP < 100% Surety Bond [STB]

d. Rating risk

- AAA, AA: Leverage Basel III * 100% < SUM RWA Investment grade class 1
- A, BBB: Leverage Basel III * 80% < SUM RWA Investment grade class 2
- BB, B: Leverage Basel III * 60% < SUM RWA Speculative grade class 3
- CCC, CC, C: Leverage Basel III * 12,5% < SUM RWA Speculative grade class 4
- D: Leverage Basel III * 3% < SUM RWA Speculative grade class 5

b. Model risk can lead to financial loss, poor business and strategic decisions, or damage to reputation. Model risk occurs primarily for two reasons:

- i. A model may have fundamental errors and produce inaccurate outputs when viewed against its design objective and intended business uses;
- ii. and a model may be used incorrectly or inappropriately or there may be a misunderstanding about its limitations and assumptions. Model risk increases with greater model complexity, higher uncertainty about inputs and assumptions, broader extent of use, and larger potential impact.

c. The Group puts in place risk based controls on inputs, assumptions and modeling techniques. For models critical to financial reporting, risk compliance or investment decisions, such controls typically involve review by an independent second line of defense team within Risk Management.

d. At the same time, the Group recognises that, in addition to the usual modeling challenges, models supporting its core activity are exposed to acute uncertainty about their inputs and assumptions, exacerbated by its focus on frontier and emerging markets where reliable data remains scarce and comparators are not straightforward to select.

e. As a consequence, the Group has an overall moderate model risk appetite, provided that data and model limitations are understood by model users and decision makers. The Group's model risk control framework is risk based, with the level of controls depending on the criticality of the models.

f. The Model Risk Management Framework: Key Principles is the overarching

VIII. MODEL RISK APPETITE

a. The Group utilises a wide range of models to measure and manage its financial risks. These models give rise to model risk. Model risk is the potential for financial loss or other adverse impact that an institution may incur, as a consequence of decisions that are principally based on the output of models, due to errors in the development, implementation or use of such models.

document describing the Group's approach to identifying and managing model risk across its business activities. It sets out the types of models used at the Group, as well as defining the risk appetite and control processes used in managing model risk.

IX. CLIMATE (ENVIRONMENTAL) RISK APPETITE

- a. In regard to the reputational impact of its activities, the Group is committed to the UN Global Compact (UNGC). This action implies carefulness from investments in environmentally or socially harmful projects.
- b. As part of UNGC our commitment to sustainable and responsible business practices, ETC has embedded the Ten Principles of the United Nations Global Compact into strategies and operations, and committed to respecting human and labour rights, safeguarding the environment, and working against corruption in all its forms. Membership implies the publication of United Nations Global Compact Communication on Progress (COP), demonstrating our ongoing commitment to responsible business action in support of broader societal goals. As part of our continued engagement with the United Nations Global Compact and its Ten Principles, this report outlines our efforts to support and uphold universally accepted principles in the areas of human rights, labour, environment and anti-corruption. Our Communication on Progress (COP) and other activities and engagements are available on our UNGC Participant profile, our website and herewith attached (Appendix 5).
- c. The process implemented:
 - the check of information against a set of performance requirements for

key areas of environmental and social sustainability that projects are expected to meet.

- the remedial action plan to be implemented by clients in case of failure to meet requirements.
- and the rejection of projects that expose The Group to unacceptable environmental and social risks.

X. OPERATIONAL AND REPUTATIONAL RISK APPETITE

- a. Operational Risk :

- **Type of operational risks**

- Internal fraud
- External fraud
- Employment practices and workplace safety
- Customer, product and business practices
- Damage to physical assets
- Business interruptions and systems failures
- Operations execution, delivery and process management

- **Standardized approach method**

In the context of operational risk, the standardised approach or standardized approach is a set of operational risk measurement techniques proposed under Basel II capital adequacy rules for banking institutions. Basel II requires all banking institutions to set aside capital for operational risk. Standardized approach falls between basic indicator approach and advanced measurement approach in terms of degree of complexity. Within each business line, gross income is a broad indicator that serves as a proxy for the scale of

business operations and thus the likely scale of operational risk exposure within each of these business lines. The capital charge for each business line is calculated by multiplying gross income by a factor (denoted beta) assigned to that business line. Beta serves as a proxy for the industry-wide relationship between the operational risk loss experience for a given business line and the aggregate level of gross income for that business line. ETC is active in Corporate and Trade Finance, therefore his beta factor for Operational risk is 18%.

b. Reputational Risk

o **Customer Risk Assessment**

ETC Group has in place customer risk assessment and management procedures and accordingly classifies its customers according to their respective risk scales. Customer due diligence measures are applied to all new customers and at appropriate times to existing customers on a risk sensitive basis. Appropriate systems and controls are used to manage the identified compliance risks. The general principle of a risk-based approach is that where there are higher risks of money laundering, enhanced measures are applied and correspondingly where the risks are lower, simplified measures are permitted.

o **Prohibitions**

We have no appetite for customers who engage in any of the following:

1. International sanctions or embargoes, in particular as issued by HM Treasury of UK ("OFSI"), the European Union ("EU"), the United Nations ("UN") or the US Office of Foreign Assets Control ("OFAC");
2. Wilfully or deliberately negligent breaches of laws, regulations, or

policies applicable to financial crime risk;

3. Repeated unintentional or repeated accidental violations of laws, regulations, or policies applicable to the risk of financial crime;
4. Misuse of account for the purpose of money laundering or terrorist financing;
5. Facilitating business activity that could be construed as a tax offense;
6. Refusing to provide sufficient information or documentation to demonstrate compliance with the standards described in this statement.
7. We intend to do business only with reputable customers who use their own products, services and related accounts for legitimate purposes and whose identity can be established and verified.
8. In accordance with this principle, we will not knowingly conduct business with customers below who wish to have ETC coverage:
 - a. Arms, defense, military;
 - b. Atomic power;
 - c. Illegal narcotics,
 - d. Human trafficking,
 - e. Shell Banks,
 - f. Casinos,
 - g. Shell companies, counterfeit, and shelf companies,
 - h. Terrorism-related associations.
9. We expect our clients to have policies, procedures, systems, and

controls in place that allow them to ensure sufficient transparency of transaction flows and that prevent them from sending us these types of payments.

- **Restrictions**

We have heightened concerns about the risks posed by the following industries and will seek to limit activities that we consider suspicious. For these categories, we may reach out to you to better understand transaction flows.

1. Embassy / Consulate,
2. Charities (associations),
3. Used car dealers,
4. Travel and tourism companies,
5. Precious metal dealers,
6. General trading companies,
7. Money service businesses,

8. Other gambling entities (excluding state sponsored lotteries),
9. Offshore Banks,
10. Politically Exposed Persons (PEP),
11. Shipbroker companies,
12. Logistics companies.

We also expect our customers to have appropriate controls in place with respect to these industries.

- **Anti-Bribery and Corruption**

ETC Group does not tolerate any form of corruption or bribery. Any request for bribes or other benefits, whether business or personal, must be rejected immediately. We expect our customers to have policies, procedures, and a program in place to comply with anti-bribery and anti-corruption regulations and laws relating to the jurisdictions in which our customers and their clients operate.

XI. ANNEXES

1. GLOSSARY OF TERMS
2. RISK TAXONOMY AND RISK APPETITE RELATED METRICS AND CONTROLS
 - a. COMMITMENTS REPORT (outstanding commitments or exposures, guarantees received)
 - b. RISKS REPORT (prudential ratios, concentration risks, markets and operational risks)
 - c. COMPLIANCE REPORT (rating of outstanding obligors, their legal representatives and beneficial owners)

Sheet of the Bank. Capital consists of paid-in capital, reserves and retained earnings.

Tier 1: is a component of capital that is mostly common stock held by a bank or non-bank institution.

Obligor: In the Financial Supply Chain, is the stakeholder who undertakes contractual obligations.

Leverage Basel: measures the group's consolidated tiers 1 ability to withstand its total exposure; the higher it is, the stronger is the group.

SBLC-A "Stand By Letter of Credit" is a legal document according to ICC rules (International Chamber of Commerce) that guarantees a Beneficiary in order to Obligor risk default

Liquidity Coverage ratio (LCR): measures the group's consolidated tiers 1 ability to withstand its total exposure; the higher it is, the stronger is the group.

Net Stable Funding Ratio (NSFR) : measures the amount of available stable fundings (cash and equivalents) to the required stable funding (Existing financial debts and Risk weighted assets).

Risk weighted assets (RWA): are used to determine the minimum amount of capital the group must hold about the risk profile of its coverage activities.

High Quality liquid Assets (HQLA): Assets easily and immediately convertible into cash at little or no loss of value

Expected total Net Cash Outflows over 30 days stress period (ETNC30): defined as the total expected cash outflows (monthly operational costs and monthly prorata RWA) in the specified stress scenario for the subsequent 30 calendar days

Cash and equivalent (C&E): also known as the "Available stable funding", is defined as the portion of capital and liabilities expected to be reliable over the time horizon considered by the NSFR, which extends to one year

Long term liabilities(LTL): Defined as the total of The group financial debts and its risk weighted asset

ANNEX 1: GLOSSARY

Capital: Members' equity attributable to equity holders as defined by the International Financial Reporting Standards and reported in the Balance

ANNEX 2: RISK TAXONOMY AND RISK APPETITE RELATED METRICS

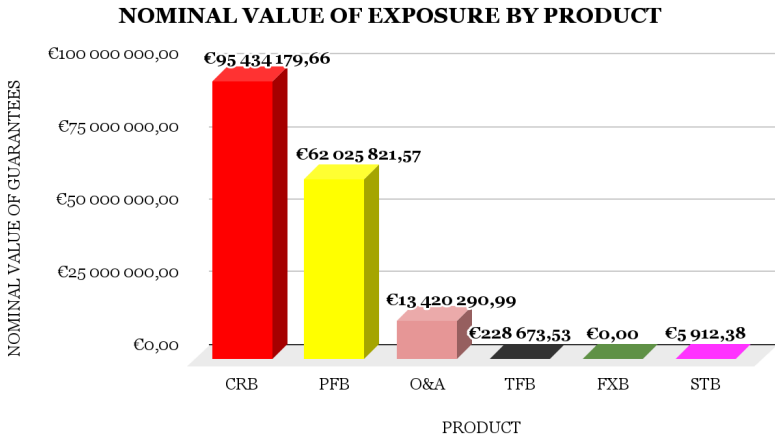
COMMITMENTS at 30.06.2025

TOTAL COMMITMENTS AT 30.06.2025													
ID	OBLIGOR C.	SECTOR	RATING	PRODUCT	SENDING DATE	ISSUING DATE	EXPIRING DATE	G.TEE VALUE	FINANCING	EXPOSURE at 30.06.2025	COMMITMENT RECEIVED at 30.06.2025	RWA at 30.06.2025	CAPITAL ABSORPTION
2391	CAMEROUN	MANUFACTURING	UNRATED	PFB	2018-11-08	2018-11-08	2025-11-08	€15 054 340,45	€30 108 680,90	€1045 440,31	€72 676 257,74	€0,00	€0,00
3101	BÉNIN	REAL ESTATE ACTIVITIES	UNRATED	PFB	2020-09-21	2020-09-21	2028-09-30	€1524 490,17	€3 048 980,34	€707 799,01	€4 164 037,12	€0,00	€0,00
3031/02	GUINÉE EQUATORIALE	MANUFACTURING	CC	PFB	2020-10-29	2020-10-29	2028-04-30	€921046,15	€7 317 552,83	€921046,15	€7 317 552,83	€433 746,73	€34 699,74
2951	GABON	FINANCIAL SERVICES ACTIVITIES	B	PFB	2020-11-19	2020-11-19	2026-06-30	€1868 659,07	€2 439 184,28	€334 685,21	€3 251 256,56	€0,00	€0,00
SUR_C015	GUINÉE EQUATORIALE	MANUFACTURING	AA	PFB	2022-02-07	2022-02-07	2027-06-28	€2 317 225,06	€2 896 531,33	€1183 263,86	€11586 125,31	€0,00	€0,00
BDC_C004	GABON	REAL ESTATE ACTIVITIES	CCC	PFB	2022-02-07	2022-02-07	2031-09-30	€34 301028,88	€68 602 057,76	€31336 742,43	€106 724 962,56	€0,00	€0,00
SUR_C025	GUINÉE EQUATORIALE	MANUFACTURING	CC	PFB	2022-06-27	2022-06-27	2028-04-30	€1905 612,72	€3 811 225,43	€1905 612,72	€3 811 225,43	€1 209 111,27	€96 728,90
4017/9016	GABON	FINANCIAL SERVICES ACTIVITIES	B	PFB	2023-03-07	2023-03-07	2028-03-07	€1715 051,44	€2 286 735,26	€943 278,29	€0,00	€827 941,08	€66 235,29
4015/9081	RDC	TELECOMMUNICATION	BBB	PFB	2023-03-23	2023-03-23	2028-03-22	€1275 000,00	€2 550 000,00	€769 811,32	€5 100 000,00	€0,00	€0,00
4023/9086	GUINÉE EQUATORIALE	MANUFACTURING	BB	PFB	2023-06-07	2023-06-07	2029-06-06	€1143 367,63	€2 286 735,26	€1143 367,63	€2 286 735,26	€102 331,40	€8 186,51
ETCG2024406013	GUINEE CONAKRY	WHOLESALE TRADE	BB	O&A	2025-01-21	2024-12-24	2026-06-10	€10 220 355,49	€19 509 376,80	€10 220 355,49	€10 220 355,49	€1 676 393,81	€134 111,50
ETCG2025406001	MALAWI	WHOLESALE TRADE	BB	O&A	2025-04-17	2025-04-16	2025-11-13	€93 500,00	€935 000,00	€93 500,00	€93 500,00	€11 033,00	€882,64
ETCG2025406002	MALAWI	WHOLESALE TRADE	BB	O&A	2025-04-17	2025-04-16	2025-09-28	€93 500,00	€935 000,00	€93 500,00	€93 500,00	€11 033,00	€882,64

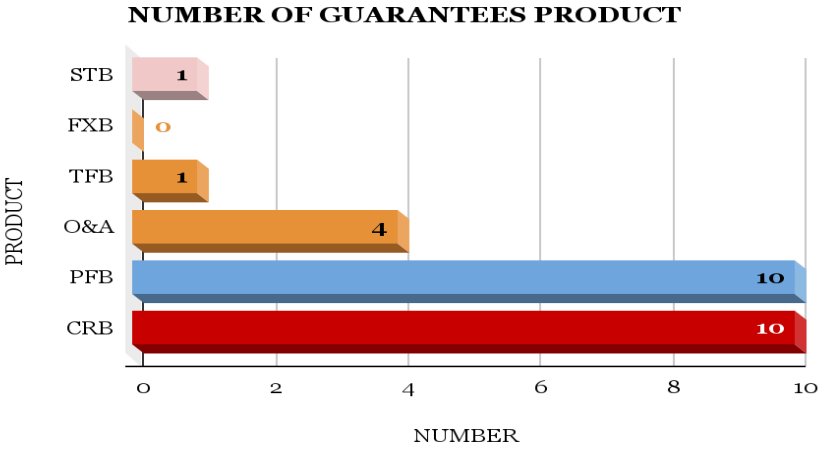
TOTAL COMMITMENTS AT 30.06.2025

ID	OBLIGOR C.	SECTOR	RATING	PRODUCT	SENDING DATE	ISSUING DATE	EXPIRING DATE	G.TEE VALUE	FINANCING	EXPOSURE at 30.06.2025	COMMITMENT RECEIVED at 30.06.2025	RWA at 30.06.2025	Capital absorption
ETCG2025406003	GUINEE CONAKRY	WHOLESALE TRADE	BB	O&A	2025-05-19	2025-05-08	2026-06-10	€3 012 935,50	€3 012 935,50	€3 012 935,50	€3 012 935,50	€135 582,10	€10 846,57
4081/9125	ECOBANK GUINEE EQUATORIALE	WHOLESALE TRADE	BB	CRB	2024-07-17	2024-07-09	2025-07-08	€7 317 552,83	€9 146 941,03	€ 7 317 552,83	€9 146 941,03	€0,00	€0,00
1150/1093	BÉNIN	WHOLESALE TRADE	UNRATED	TFB	2024-09-25	2024-08-08	2025-08-07	€228 673,53	€457 347,05	€ 38 112,25	€457 347,05	€0,00	€0,00
4048/9066	BÉNIN	CIVIL ENGINEERING	B	CRB	2024-11-19	2024-09-26	2025-09-26	€3 811 225,43	€8 232 246,93	€ 3 811 225,43	€8 643 859,28	€114 336,76	€9 146,94
4049/9066	BÉNIN	CIVIL ENGINEERING	BB	CRB	2024-11-19	2024-09-26	2025-09-26	€1524 490,17	€4 573 470,52	€ 1524 490,17	€2 515 408,78	€0,00	€0,00
4038/9057	RDC	FINANCIAL SERVICES ACTIVITIES	BB	CRB	2024-12-17	2024-09-12	2025-12-31	€13 345 000,00	€26 690 000,00	€ 13 345 000,00	€142 800 000,00	€0,00	€0,00
4042/9066	BÉNIN	MANUFACTURING	UNRATED	CRB	2025-01-14	2024-09-22	2025-09-21	€11 509 900,80	€23 019 801,60	€ 11 509 900,80	€56 916 840,59	€0,00	€0,00
3351_05/9026	GABON	FINANCIAL SERVICES ACTIVITIES	BBB	CRB	2025-01-09	2025-01-01	2025-06-30	€13 300 000,00	€53 200 000,00	€ 13 300 000,00	€37 200 000,00	€0,00	€0,00
4049/9066	BÉNIN	CIVIL ENGINEERING	BB	CRB	2025-03-04	2025-02-18	2025-09-26	€2 286 735,26	€3 811 225,43	€ 2 286 735,26	€0,00	€0,00	€0,00
4042/9066	BÉNIN	MANUFACTURING	UNRATED	CRB	2025-04-14	2025-02-11	2025-09-21	€3 468 215,14	€6 936 430,28	€ 3 468 215,14	€0,00	€0,00	€0,00
A1046	BÉNIN	ACCOMMODATION	CCC	CRB	2025-05-12	2025-03-28	2026-03-27	€4 570 031,15	€9 140 062,30	€ 4 570 031,15	€28 539 980,52	€0,00	€0,00
1245/1137	ITALIE	COMPUTER P.C. & RELATED ACTIVITIES	BB	STB	2025-06-05	2025-05-15	2025-10-10	€5 912,38	€700 000,00	€ 5 912,38	€0,00	€1 395,32	€111,63
4007/9066	BÉNIN	MANUFACTURING	BB	CRB	2025-06-03	2025-05-15	2026-01-02	€34 301 028,88	€68 602 057,76	€ 34 301 028,88	€154 629 038,18	€0,00	€0,00
TOTAL COMMITMENTS								€171 114 878,14	€ 364 249 578,59	€ 149 189 542,22	€671 187 859,23	€4 522 904,48	€361 832,36

NOMINAL VALUE OF EXPOSURE BY PRODUCT



NUMBER OF WARRANTIES ISSUED PER PRODUCT



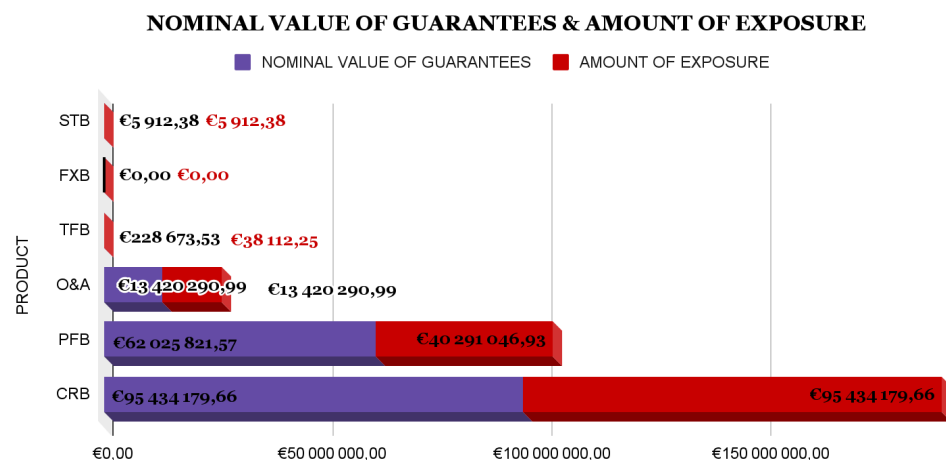
COMMENT

From the above table and charts, at 30th June 2025, our irrevocable commitments in the portfolio are as follows **26** valid irrevocable commitments for a total amount of **Eur 171,114,878.14** of which :

- 10 PFB** representing **38,46 %** in number of the said commitments with a value of **Eur 62,025,821.57**;
- 10 CRB** representing **38,46%** in number of the said commitments, with a value of **Eur 95,434,179.66**;
- 04 O&A** representing **15,38%** in number of the said commitments with a value of **Eur 13,420,290.99**;
- 01 TFB** representing **3,85%** in number of the said commitments with a value of **Eur 228,673.53**;
- 01 SFB** representing **3,85%** in number of the said commitments with a value of **Eur 5.912,38**

From the above, we can say that considering the numbers and the figures the CRB is our flagship product.

COMPARATIVE GRAPH OF NOMINAL AND RESIDUAL VALUES OF GUARANTEES ISSUED AT 30/06/2025

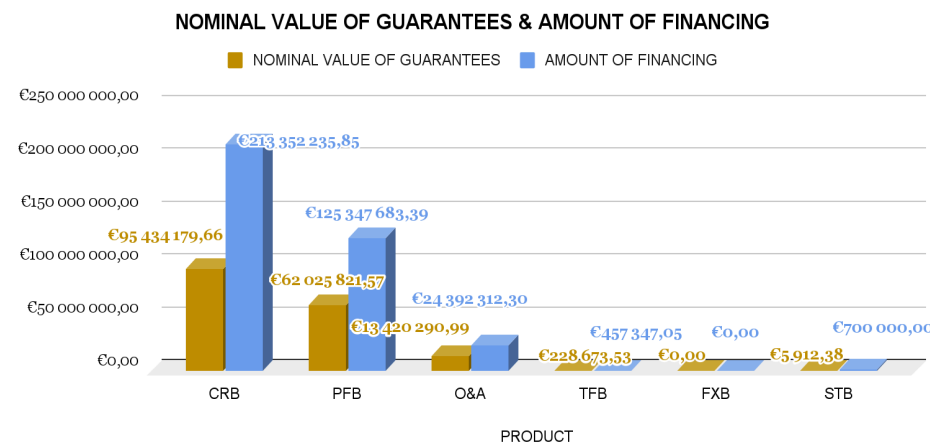


COMMENT

From the graphic above :

- **10 valid PFB** worth **Eur 62,025,821.57** to date, we remain exposed to **Eur 40,291,046.93**;
- **10 valid CRB** for a value of **Eur 95,434,179.66** to date, we remain exposed to **Eur 95,434,179.66** ;
- **04 valid O&A** worth **Eur 13,420,290.99** to date we remain exposed to **Eur 13,420,290.99** ;
- **01 valid TFB** worth **Eur 228,673.53** to date we remain exposed to **Eur 38,112.25**;
- **01 valid STB** worth **Eur 5,912.38** to date we remain exposed to **Eur 5,912.38**;

PRODUCT RISK

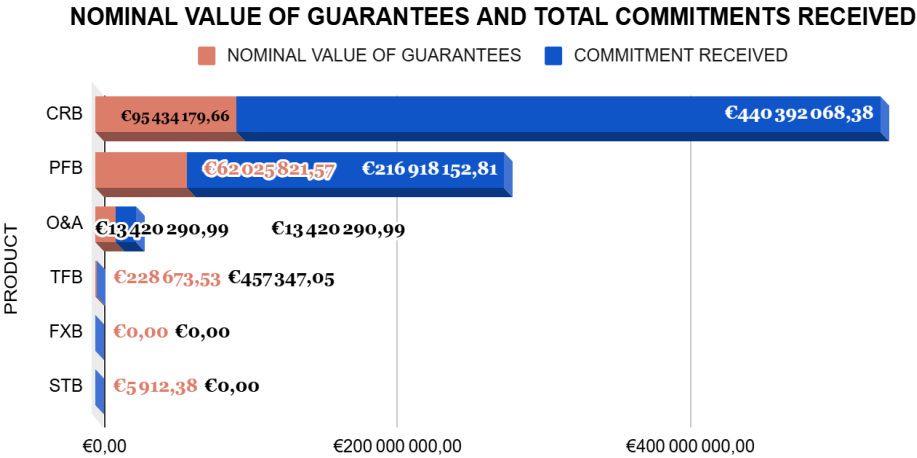


COMMENT

From the graphic above:

- **Eur 62,025,821.57** of cover granted, on the **PFB**, the total amount of financing granted by the beneficiaries of our guarantees is **Eur 125,347,683.39** i.e. cover of 49,48%, which means that we are below the **80%** limit;
- **Eur 95,434,179.66** of cover granted, on the **CRB**, the total amount of financing granted by the beneficiaries of our guarantees is **Eur 213,352,235.85** i.e. cover of 44,73%, which means that we are below the **80%** limit;
- **Eur 13,420,290.99** of cover granted, on **O&A**, the total amount of financing granted by the beneficiaries of our guarantees is **Eur 24,392,312.30** i.e. cover of 55,02%, which means that we are below the **80%** limit;
- **Eur 228,673.53** of cover granted, on **TFB**, the total amount of financing granted by the beneficiaries of our guarantees is **Eur 457,347.05** i.e. cover of 50%, which means that we are below the **80%** limit.
- **Eur 5,912.38** of cover granted, on **STB**, the total amount of financing granted by the beneficiaries of our guarantees is **Eur 700,000.00** i.e. cover of 0,84%, which means that we are below the **80%** limit.

COMPARATIVE GRAPH OF NOMINAL VALUES AND COMMITMENTS RECEIVED
AT 30/06/2025



COMMENT

From the side graphic :

- **Eur 62,025,821.57** of cover granted, on the **PFB**, the total amount of collaterals received is **Eur 216,918,152.81** , i.e. cover of 349,72%, which means that we are fully covered;
- **Eur 95,434,179.66** of cover granted, on the **CRB**, the total amount of collaterals received is **Eur 440,392,068.38**, i.e. cover of 461,46 %%, which means that we are fully covered;
- **Eur 13,420,290.99** of cover granted, on **O&A**, the total amount of collaterals received is **Eur 13,420,290.99** i.e. cover of 100%, which means that we are covered;
- **Eur 228,673.53** of cover granted, on **TFB**, the total amount of collaterals received is **457,347.05** i.e. cover of 200%, which means that we are fully covered;
- **Eur 5,912.38** of cover granted, on **STB**, the total amount of collaterals received is **Eur 0,00**.

ANNEX 3: RATIOS

USE OF THE GUARANTEE GRANTED (UGG)				
WARRANTY GRANTED AND USED		WARRANTY GRANTED		AVERAGE COVERAGE RATE
NUMBER	AMOUNT	NUMBER	AMOUNT	
26	€171 114 878,13	42	€586 456 240,25	29,18%
Note: To date, the rate of use of the warranty granted over that used is 29,18% .				

HISTORICAL ISSUED COMMITMENTS / LOANS (HCL)			
NUMBER	TOTAL COMMITMENTS ISSUED BY ETC	TOTAL FINANCING SUPPORTED	AVERAGE COVERAGE RATE
97	€566 145 605,22	€2 271 555 905,81	24,92%
Note: ETC's average coverage rate for the 97 hedges granted by ETC to date out of total beneficiary financing is 24,92% (benchmark coverage limit 80% - source AECM), which means that we are well within the limit set.			

YEARLY COMMITMENTS / LOANS (YCL)			
NUMBER	TOTAL COMMITMENTS ISSUED IN 2025	TOTAL FINANCING SUPPORTED	AVERAGE COVERAGE RATE
10	€78 282 372,75	€181 573 740,15	43,11%
Note: ETC's average cover ratio, i.e. the ratio of total cover granted to date in 2025 to total financing granted by beneficiaries, is 43,11% (benchmark coverage limit 80% - source AECM), which means that we are well within the limit set.			

OUTSTANDING / ONGOING COMMITMENTS (OCO)			
NUMBER	OUTSTANDING RESIDUAL VALUE	ONGOING COMMITMENTS	AVERAGE DISCHARGE RATE
26	€149 189 542,21	€171 144 878,13	12,83%
Note: To date, on all valid commitments, we have discharged 12,83% of ongoing Commitments			

WA COLLATERAL / ONGOING COMMITMENTS (ROC)			
NUMBER	COLLATERALS	ONGOING COMMITMENTS	AVERAGE COLLATERALS RATE
26	€671 187 859,23	€171 144 878,13	392,18%
Note: To date, commitments received in respect of the risk weighting by Basel are 3 times more than our issued commitments, which means that in the event of an appeal and indemnification by ETC, we are perfectly capable of recovering the indemnified amount.			

SOLVENCY RATIO		
OWN FUNDS	PORTFOLIO RWA	SOLVENCY RATIO
€205 085 824,00	€56 300 313,09	364,27%
Note: The ratio between our shareholders' equity and total RWA gives us 364,27 % , which is higher than the regulatory minimum of 100%, meaning that we are fully covered.		

CLAIM SETTLEMENT RATIO (CSR) / TAUX DE RÈGLEMENT DES SINISTRE (Benchmark CIMA zone more than 80%)

LAST YEARS	CLAIM SETTLED	CLAIM RECEIVED	PERCENTAGE
2025	0	0	100%
2024	1	1	100%
2023	0	0	100%
2022	0	3	0,00%
2021	1	1	100%
2020	0	0	100%
2019	0	1	0%
TOTAL	2	6	33,33%

Note: Out of an average of 6 claims received, only **2** are complete and compliant and have been indemnified. Consequently, the average rate of compliance with warranty claim conditions by Beneficiaries is **33.33%**.

ADJUSTED CSR (ACSR) / TAUX DE RÈGLEMENT DES SINISTRE CORRIGÉ (Benchmark CIMA zone more than 80%)

LAST YEARS	CLAIM SETTLED	COMPLIANT CLAIM RECEIVED	PERCENTAGE
2025	0	0	100,00%
2024	1	0	100,00%
2023	0	0	100,00%
2022	0	0	100,00%
2021	1	1	100,00%
2020	0	0	100,00%
2019	0	1	100,00%
TOTAL	2	2	100,00%

Note: The **100%** rate means that ETC will always indemnify all warranty calls where documentation is complete and complies with the call conditions specified in the stand-alone warranty.

CLAIM LOSS RATIO (CLR) / TAUX DE PERTE DE SINISTRE (CLR) (Benchmark CIMA zone less than 37%)

YEARS	AMOUNT SETTLED	COMMITMENT FEES COLLECTED	PERCENTAGE
2025	0,00 €	1 347 656,00 €	0,00%
2024	500 000,00 €	1 370 358,00 €	36,49 %
2023	0,00 €	2 075 017,00 €	0,00%
2022	0,00 €	523 536,00 €	0,00%
2021	36 574,27 €	1 937 301,00 €	2%
2020	0,00 €	920 654,00 €	0,00%
2019	0,00 €	964 875,00 €	0,00%
TOTAL	536 574,27 €	9 131 193,00 €	6%

Note: To date, for the above-mentioned years, the sum indemnified represents **6%** of the total value of commitment fees collected.

ANNEX 4: CREDIT RISK APPETITE

CAPITAL, LEVERAGE AND LIQUIDITY RISK APPETITE

Risk type	Metrics	
Capital risk	CET 1 = 55.76%	This ratio, including outstanding and approved commitments, is set by Basel III at a minimum of 8.00% . With a quotient of 694.07% for outstanding commitments, no breaches were recorded up to June 30th, 2025.
Leverage risk	LRA⁶ = 5.56%	As the leverage ratio is set at a minimum of 3.00% by Basel III, allowing the Group a yardstick commitment of EUR 6.929.306.133,33 with a Group validated Tier1 of EUR 207.879.184,00 , this global quotient includes both outstanding and approved commitments. However, the outstanding commitments leverage ratio reveals a percentage of 21.04% , ensuring that no breach was recorded up to June 30th, 2025.
Liquidity risk	LCR⁷ = 255,65%	Liquidity risk reflects the Group's financial health and the confidence of its partners. To moderate this risk, the Basel Committee has included two ratios in its regulatory framework.
	NSFR⁸ = 726,43%	The Group monitors this risk and regularly performs short- and long-term liquidity simulations. According to Basel III, the minimum required is fixed to 100 % for both long and short-term ratios. In regard to present metrics, the Group's resilience against short and long-term obligations is perfectly strengthened by its short-term assets.

CONCENTRATION RISK

Risk type	Metrics	
Single Obligor limit	SOL = EUR 51,969,796.00	With a slight increase by 1.36% regarding quarter 1, the Group did not register any exposure up to this limit during quarter 2 of 2025 and therefore respects the Basel requirement
Single Transaction limit		The Group did not register any exposure up to the limits during quarter 2 of 2025 and therefore respects the prudential requirements

⁶ LRA please see Glossary

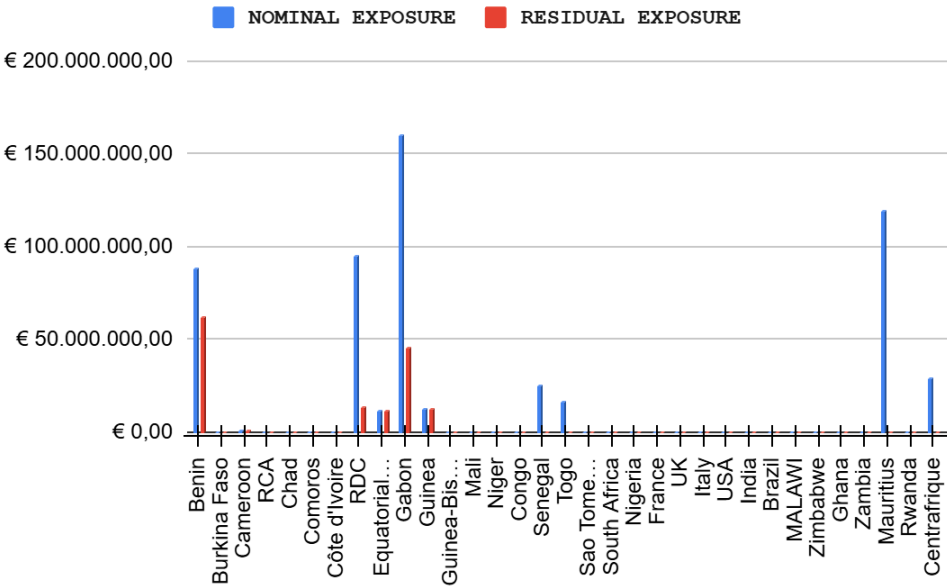
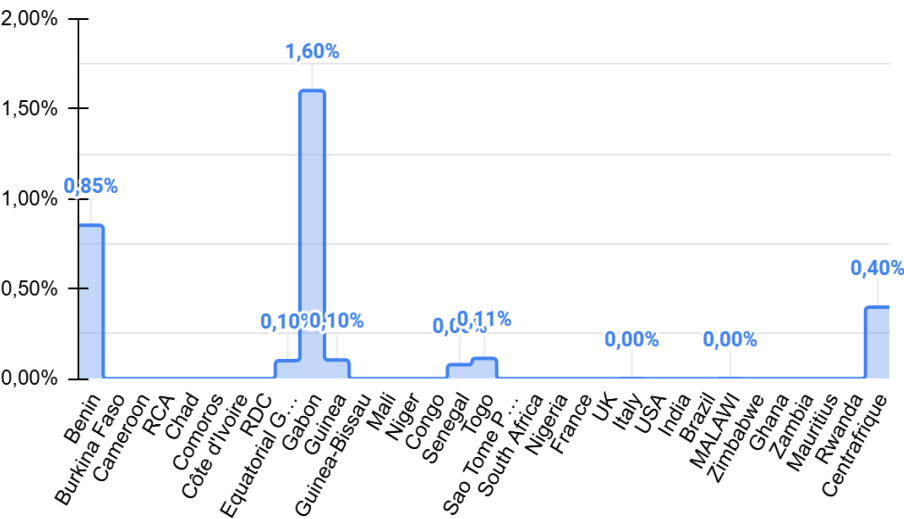
⁷ LCR please see Glossary

⁸ NSFR please see Glossary

ANNEX 5: MARKET RISK APPETITE

COUNTRY RISK

SINGLE COUNTRY LIMIT(SCL) RATIO

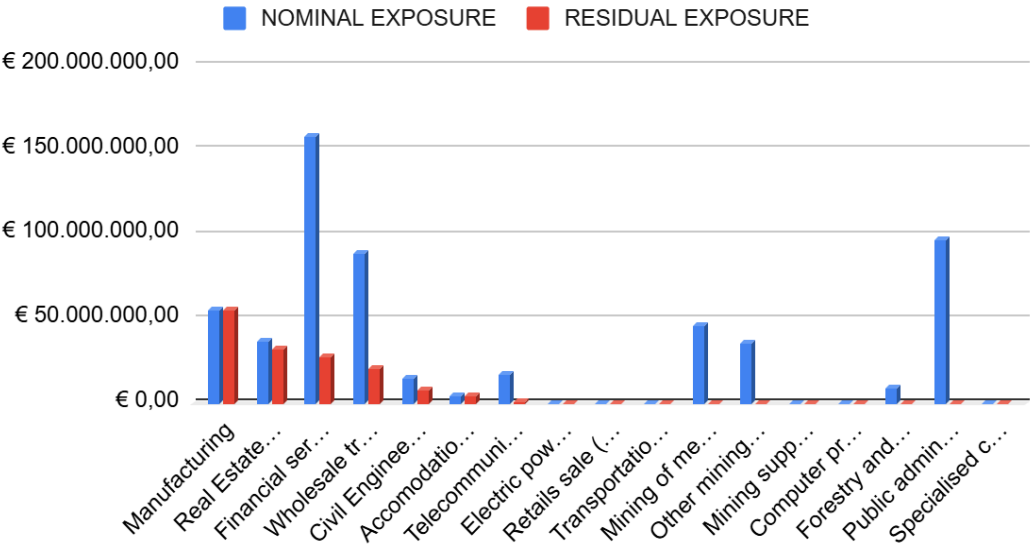
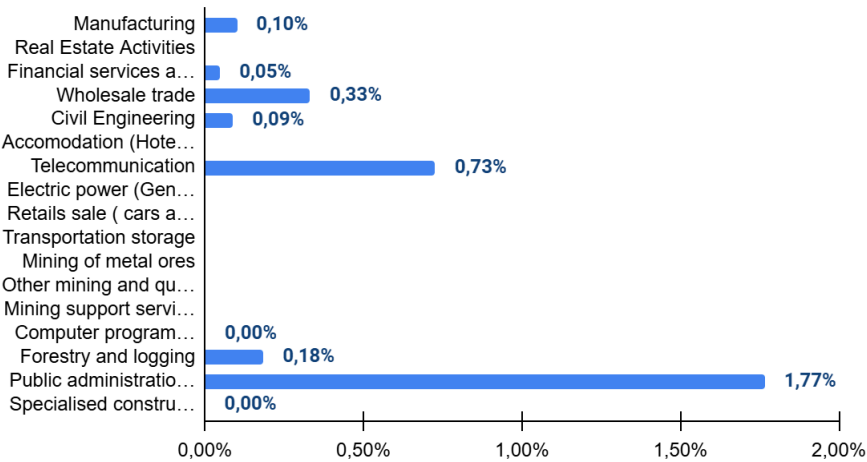


This standard, measured by weighted net assets per country in relation to an internal prudential limit of **25.00%** of total authorized exposures, is set by Basel at a maximum of **100.00%**.

This ratio is respected by all countries benefiting of the guarantee, whether on outstanding or approved commitments.

SECTOR RISK

SINGLE SECTOR LIMIT (SSL) RATIO



This standard is measured by weighted net assets per sector of activity compared with an internal prudential of **25.00 %** of total exposures.

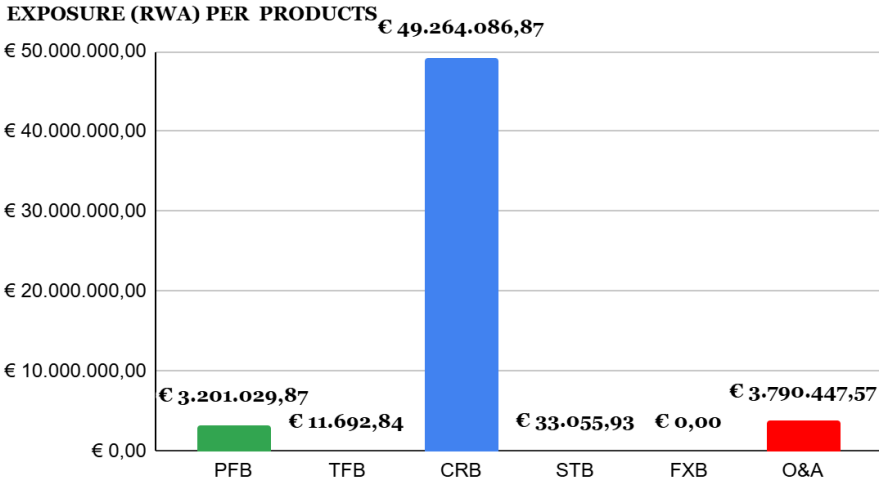
The Group complies with this ratio in all business sectors covered by the ETC guarantee, whether outstanding or approved commitments.

Highest Group exposure remains on the financial services sectors with an amount of **EUR 158.322.963,50 (17.64% of outstanding commitments and 82.36% of approved commitments)** and a minor Risk weighted asset (RWA) of **EUR 827.941,08**, composed at **100%** of outstanding commitments.

The following is the Public administration and defence, compulsory social security sector, presenting an exposure of **EUR 96.522.686,70**, entirely composed of approved commitments with a risk weighted asset (RWA) in compliance with SSL standards.

The wholesale trade sector, presenting an exposure of **EUR 89.038.936,28 (23.33% of outstanding commitments and 76.67% of approved commitments)**, reveals an RWA of **EUR 5,768,234.78 (31.80% of outstanding commitments and 68.20% of approved commitments)**.

PRODUCT RISK



As of June 30th, 2025, the Risk-Weighted Assets (RWA) are estimated at **EUR 56.300.313,09**, comprising outstanding commitments risk-weighted assets of **EUR 4.522.904,48 (8.03%)** and approved commitments risk-weighted assets of **EUR 51.777.408,61 (91.97%)**.

Global Concentration Risk Bonds (CRB) RWA, representing **87.50%** of commitments portfolio, consists of outstanding commitments RWA for **0.23%** or **EUR 114.336,76** and approved commitments RWA for **99.77%** or **EUR 49.149.750,11**.

Global Project Finance Bonds (PFB) accounting for **5.69%** or **EUR 3.201.029,87**, combines outstanding commitments RWA for **80.38%** or **EUR 2.573.130,48** and approved commitments RWA for **19.62%** or **EUR 627.899,39**.

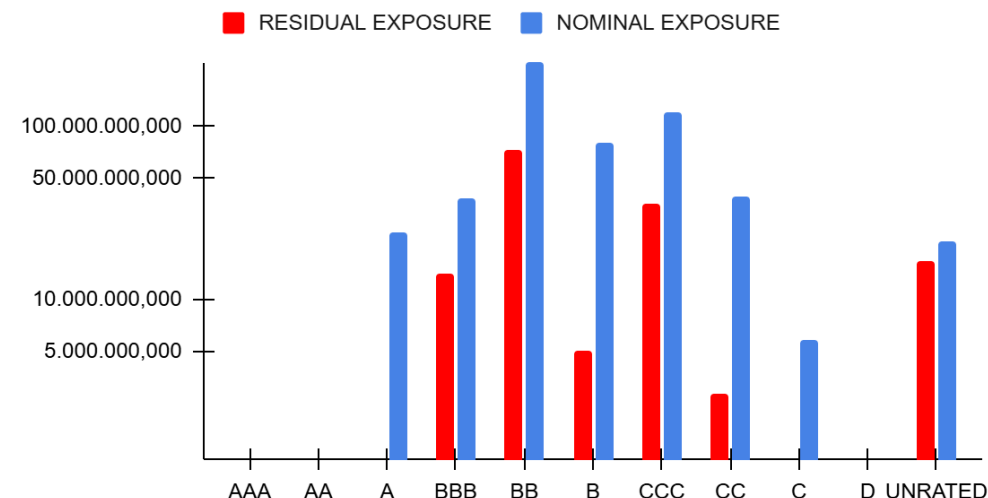
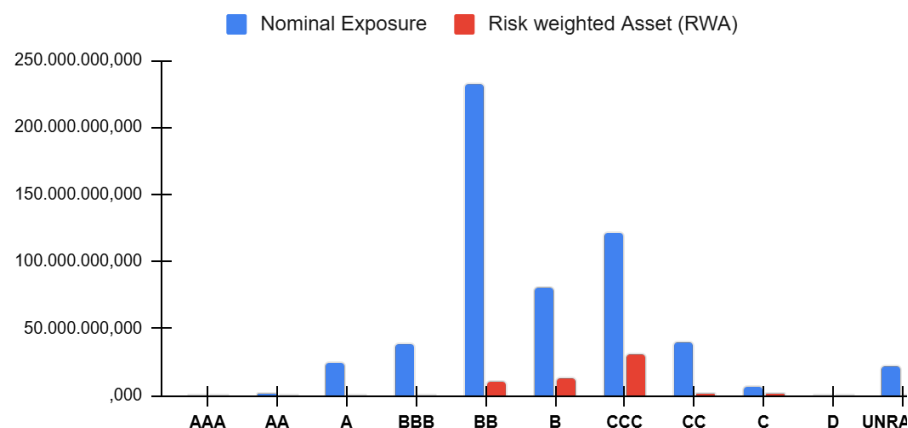
Global Offer & Acceptances (O&A) RWA counts for **6.73%** of total risk-weighted assets, and includes outstanding commitments RWA for **48.39%** or **EUR 1.834.041,91** and approved commitments RWA for **51.61%** or **EUR 1.956.405,66**.

Despite the Group's commitment to the financial coverage activity, the following points should be noticed up to the end of quarter 2, 2025:

- **SPL [CRB] respected**
- **SPL [PFB] respected**
- **SPL [TFB] respected**
- **SPL [STB] respected**
- **SPL [O&A] respected**

RATING RISK

RATING RISK



Regarding the nominal value of the global commitment exposure estimated at **EUR 564.530.904,35**, the BB rating presents the highest amount for **EUR 232.750.594,88** (31.51% of outstanding commitments, 68.49% of approved commitments), i.e. 41,23% of the global portfolio, followed by the CCC, B and CC ratings global values respectively totalling **EUR 121.297.633,04** (29.60% of outstanding commitments, 70.40% of approved commitments), **EUR 80.276.316,67** (6.34% of outstanding commitments, 93.66% of approved commitments), and **EUR 38.951.658,87** (7.26% of outstanding Commitments, 92.74% of approved commitments).

The Risk-weighted assets as of June 30th 2025, show 3 risks for the Group, i.e. a CCC rating for **EUR 30.093.446,87**, a B rating for **EUR 12.733.671,40** and a BB rating for **EUR 10.696.723,40**.

Rating CCC global Risk weight assets (RWA) amounting **53.45%** of the total portfolio RWA, consists of approved commitments RWA for **100%**.

Rating B global Risk Weight Assets (RWA), representing **22.62%** of the total portfolio RWA, is composed of outstanding commitments RWA for **7.40%**, and approved commitments RWA for **92.60%**.

With risk-weighted assets representing **19%** of the global portfolio, the rating BB is at **18.12%** made of outstanding commitments RWA added to **81.88%** of approved commitments RWA.

ANNEX 6: OPERATIONAL RISK APPETITE

RISK TYPE	
	Risk of loss due to intentional acts, involving at least one party internal to the establishment, aimed at fraud, misappropriation of property belonging to the establishment or its customers, manipulation of information, circumvention of regulations, legislation or establishment policy.
INTERNAL FRAUD	Risk of loss resulting from acts by a third party to defraud, misappropriate property belonging to the company or its customers, manipulate information or circumvent legislation;
EXTERNAL FRAUD	Risk of loss resulting from acts by a third party to defraud, misappropriate property belonging to the company or its customers, manipulate information or circumvent legislation;
EMPLOYMENT PRACTICES AND WORKPLACE SAFETY	Risk of loss resulting from an unintentional or negligent breach of professional duty to customers, or from a breach attributable to the nature or design of a given product;
CUSTOMER, PRODUCT AND BUSINESS PRACTICES	Risk of loss due to destruction or damage resulting from natural disasters or external causes;
DAMAGE TO PHYSICAL ASSETS	Risk of losses resulting from business interruptions or technological system malfunctions;
BUSINESS INTERRUPTIONS AND SYSTEMS FAILURES	Risk of losses arising from failures in transaction processing or process management, and losses incurred in relations with commercial counterparties and suppliers;
	Group risk mitigation strategy applied by the standardised approach valuation of EUR 33.257.412,03 i.e. 18.00% of the Group's counterparty risk weighting. However, only 26.01% represents the part of the Group's outstanding commitments.

ANNEX 7: COMPLIANCE STATUS

DEFINITION OF PROFILES

Low Profile – Nothing to report

Medium Profile – Adverse Media

High Profile - PEP and Jurisdiction Under Increased Monitoring FATF

LIST OF DOSSIERS AT 30.06.2025

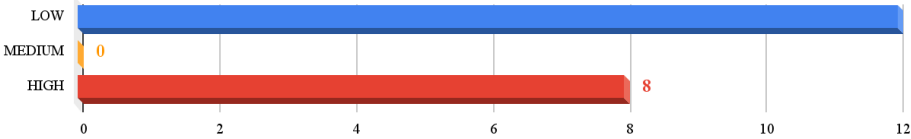
ID DOSSIER	COUNTRY	LEGAL REPRESENTATIVE		ULTIMATE BENEFICIAL OWNER		PROFILE
		PEP	PROFILE	PEP	PROFILE	
2391	CAMEROUN	No	Low	No	Low	High
3351-05/9026	FRANCE	No	Low	Yes	High	High
4038/9057	DEMOCRATIC REPUBLIC OF CONGO	No	Low	No	Low	High
2951	GABON	No	Low	No	Low	Low
3031/02	EQUATORIAL GUINEA	No	Low	No	Low	High
3101	BENIN	No	Low	No	Low	Low
BDC C004	GABON	Yes	High	Yes	High	High
SUR C015	EQUATORIAL GUINEA	No	Low	No	Low	High
				No	High	
4017/9016	GABON	No	Low	No	Low	Low
SUR C025	EQUATORIAL GUINEA	No	Low	No	Low	High
4015/9081	DEMOCRATIC REPUBLIC OF CONGO	No	Low	No	Low	High
1116/1046	BENIN	No	Low	No	Low	Low
4023/9086	EQUATORIAL GUINEA	No	Low	No	Low	Low
				No	Low	

4037/9066	BENIN	No	Low	No	Low	Low
4042/9066	BENIN	No	Low	No	Low	Low
4042/9067	BENIN	No	Low	No	Low	Low
4049/9066	BENIN	No	Low	No	Low	Low
4049/9067	BENIN	No	Low	No	Low	Low
4048/9066	BENIN	No	Low	No	Low	Low
4081/9125	EQUATORIAL GUINEA	No	Low	No	Low	Low
1150/1093	BENIN	No	Low	No	Low	High
				No	Low	
				Yes	High	
1165/1095	RDC	No	Low	No	Low	High
1161/1094	RDC	No	Low	No	Low	High
				No	Low	
4060-013/9076	FRANCE	No	Low	No	Low	Low
1173/1108	MAURICE	No	Low	No	Low	Low
ETCG2025406001	FRANCE	No	Low	No	Low	Low
ETCG2025406002	FRANCE	No	Low	No	Low	Low
ETCG2025406003	FRANCE	No	Low	No	Low	Low
1135/1040	BENIN	No	Low	No	Low	Low
1122-1123-1124/1245	ITALY	No	Low	No	Low	Low
				No	Low	
1137/1245	ITALY	No	Low	No	Low	Low
				No	Low	

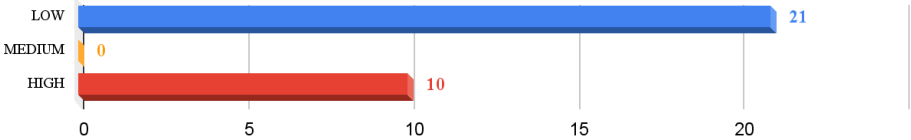
RATING MEDIUM OF PROFILES OF DOSSIERS AT 30.06.2025

DESCRIPTIONS	TOTAL NUMBER	AVERAGE RATING OF PROFILES
TOTAL CLIENTS AND RATING (TOTAL DES CLIENTS AVEC LE RATING MOYEN DES PROFILS)	20	CLIENTS/PROFILE Low 60,0% High 40,0%
TOTAL OBLIGORS AND RATING (TOTAL DES OBLIGÉS AVEC LE RATING MOYEN DES PROFILS)	31	OBLIGORS/PROFILE Low 67,7% High 32,3%
TOTAL RL AND RATING (TOTAL DES REPRÉSENTANTS LÉGAUX AVEC LE RATING MOYEN DES PROFILS)	31	LEGAL REPRESENTATIVE / PROFILE High 3,2% Low 96,8%
TOTAL UBO AND RATING (TOTAL DES BÉNÉFICIAIRES ÉCONOMIQUES AVEC LE RATING MOYEN DES PROFILS)	38	ULTIMATE BENEFICIAL OWNER / High 10,5% Low 89,5%
TOTAL PEP	02	-

NUMBER OF CLIENTS / PROFILE



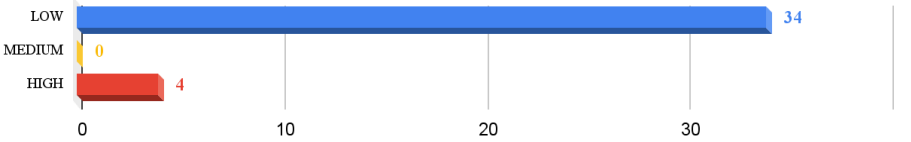
NUMBER OF OBLIGORS / PROFILE



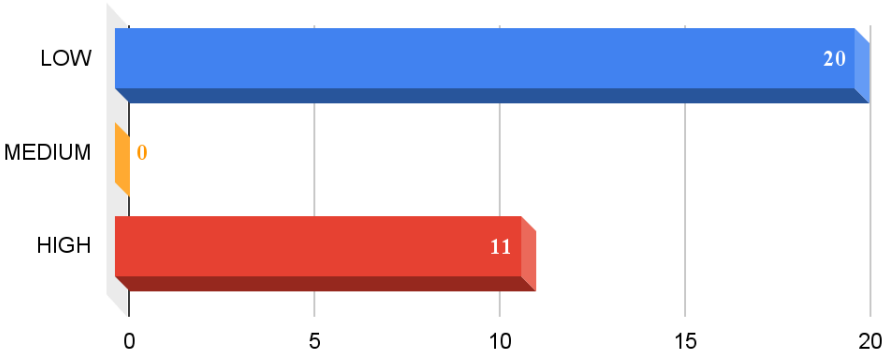
NUMBER OF LEGAL REPRESENTATIVE / PROFIL



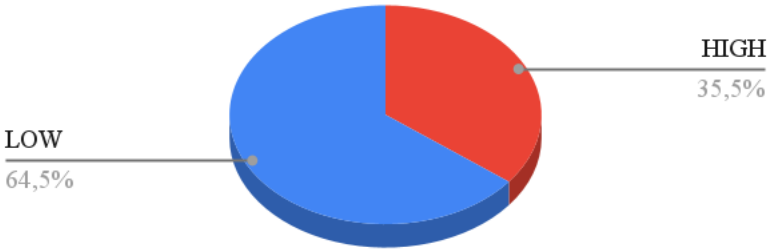
NUMBER OF ULTIMATE BENEFICIAL OWNER / PROFILE



RATING MEDIUM OF PROFILES



RATING MEDIUM OF PROFILE



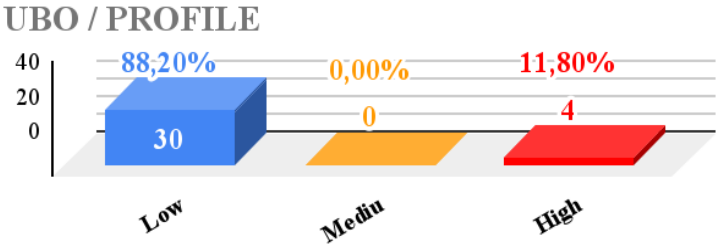
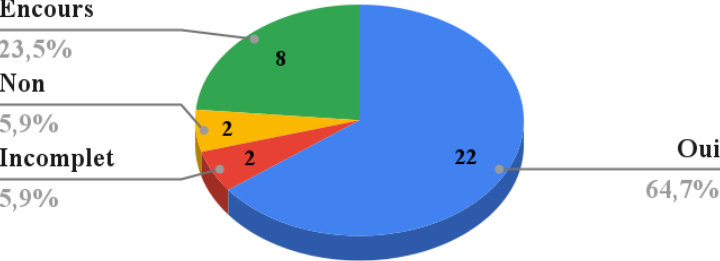
COMMENT

At 30.06.2025, we have 31 transactions of corporate clients currently being monitored in our database, including 31 Legal Representatives and 38 Ultimate Beneficial Owners.

Of the 31 transactions of corporate clients, 26 have already received our guarantee, leaving 5 yet to receive our guarantee.

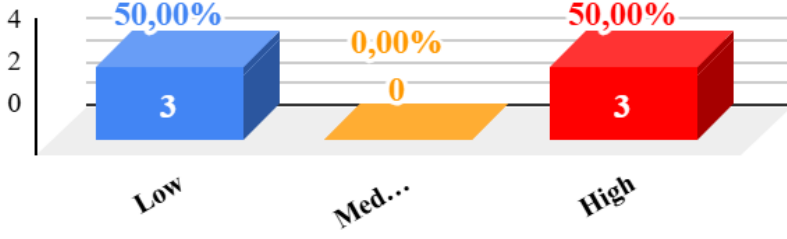
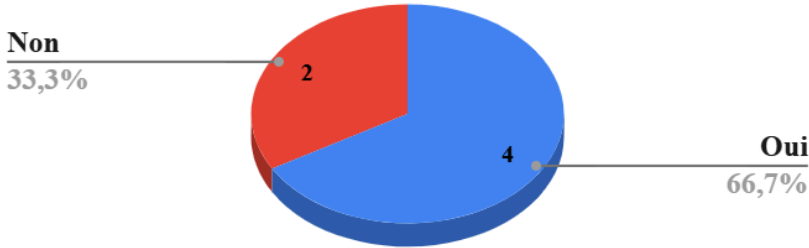
RATING MEDIUM OF FINANCIAL INSTITUTIONS (FI) AT 30.06.2025

DESCRIPTIONS	TOTAL NUMBER	GRAPHICS REPRESENTING THE RATING OF PROFILES												
TOTAL FIs AND RATING (TOTAL BANKS WITH PROFILE RATINGS)	34	<table><thead><tr><th>Profile</th><th>Count</th><th>Percentage</th></tr></thead><tbody><tr><td>Low</td><td>19</td><td>55,90%</td></tr><tr><td>Medium</td><td>0</td><td>0,00%</td></tr><tr><td>High</td><td>15</td><td>44,10%</td></tr></tbody></table>	Profile	Count	Percentage	Low	19	55,90%	Medium	0	0,00%	High	15	44,10%
		Profile	Count	Percentage										
Low	19	55,90%												
Medium	0	0,00%												
High	15	44,10%												
		<p>Comment: For Financial Institutions, we have 34 Financial Institutions, of which 19 have a low profile equivalent to 55,90%, 0 have a medium profile corresponding to 0% and 15 have a high profile equivalent to 44,10%.</p>												
TOTAL LR AND RATING (TOTAL LEGAL REPRESENTATIVES WITH PROFILE RATING)	34	<table><thead><tr><th>Profile</th><th>Count</th><th>Percentage</th></tr></thead><tbody><tr><td>Low</td><td>34</td><td>100,00%</td></tr><tr><td>Medium</td><td>0</td><td>0,00%</td></tr><tr><td>High</td><td>0</td><td>0,00%</td></tr></tbody></table>	Profile	Count	Percentage	Low	34	100,00%	Medium	0	0,00%	High	0	0,00%
		Profile	Count	Percentage										
Low	34	100,00%												
Medium	0	0,00%												
High	0	0,00%												
		<p>Comment: We have for Financial Institutions, 34 Legal Representatives of which 34 have a low profile equivalent to 100%, 0 have a medium profile corresponding to 0% and 0 have a high profile equivalent to 0%</p>												

TOTAL UBO AND RATING (TOTAL ULTIMATE BENEFICIARIES OWNERS WITH PROFILE RATING)	34	<p>UBO / PROFILE</p>  <p>Comment: For Financial Institutions, we have 34 Ultimate Beneficial Owners of which 30 have a low profile equivalent to 88,20%, 0 have a medium profile corresponding to 0% and 04 have a high profile equivalent to 11,80%</p>
TOTAL PEP	01	<p>Comment: For Financial Institutions, we have 01 Politically Exposed Person</p>
FIs WITH COMPLETED RMA	22	<p>Point RMA</p> 
FIs WITH INCOMPLETED RMA	02	

RATING MEDIUM OF DEVELOPMENT FINANCIAL INSTITUTIONS (DFI) AT 30.06.2025

DESCRIPTIONS	TOTAL NUMBER	GRAPHICS REPRESENTING THE RATING OF PROFILES
TOTAL DFIs AND RATING (TOTAL BANKS WITH PROFILE RATINGS)	06	<p>DFI / PROFILE</p> <p>Comment: For Development Financial Institutions, we have 06 DFI, of which 03 have a low profile equivalent to 50,00%, 0 have a medium profile corresponding to 0% and 03 have a high profile equivalent to 50,00%.</p>
TOTAL LR AND RATING (TOTAL LEGAL REPRESENTATIVES WITH PROFILE RATING)	06	<p>LR / PROFILE</p> <p>Comment: We have for Development Financial Institutions, 06 Legal Representatives of which 03 have a low profile equivalent to 50,00%, 0 have a medium profile corresponding to 0% and 03 have a high profile equivalent to 50,00%.</p>

TOTAL UBO AND RATING (TOTAL ULTIMATE BENEFICIARIES OWNERS WITH PROFILE RATING)	06	<p>UBO / PROFILE</p>  <p>Comment: For Development Financial Institutions, we have 06 Ultimate Beneficial Owners of which 03 have a low profile equivalent to 50,00%, 0 have a medium profile corresponding to 0% and 03 have a high profile equivalent to 50,00%</p>
TOTAL PEP	02	<p>Comment: For Development Financial Institutions, we have 02 Politically Exposed Person</p>
DFIs WITH COMPLETED RMA	04	<p>Point RMA</p> 
DFIs WITH INCOMPLETED RMA	00	

Signed by:

Eunice Vodounou

81A70361680E46F...

Eunice VODOUNOU

**Chief Compliance Officer &
Deputy Head Middle Officer**

DocuSigned by:

Steaven Gbetowenonmon

97765C13C8744CF...

Steaven GBETOWENONMON

Chief Risk officer

DocuSigned by:

Sophia Mamadou Bouba

F53D9E6A1D4A474...

Sophia MAMADOU BOUBA

**Chief Commitment Officer &
Head Middle Officer**



ETC Invest S.p.A

Via Galileo Galilei 2, CAP 31057 Silea, Treviso – Italia

www.etcgroup.it

info@etcgroup.it

Certificat de réalisation

Identifiant d'enveloppe: CCDAC964-C59B-4C06-9B0C-4B669F1CF14F		État: Complétée
Objet: Complétez avec Docusign : _RISK APPETITE STATEMENT AU 30_06_2025.pdf		
Enveloppe source:		
Nombre de pages du document: 34	Signatures: 3	Émetteur de l'enveloppe:
Nombre de pages du certificat: 2	Paraphe: 0	Chirac Dahoueto
Signature dirigée: Activé		Via Galileo Galilei, 2
Horodatage de l'enveloppe: Activé		Silea (TV), Veneto 31057
Fuseau horaire: (UTC+01:00) Amsterdam, Berlin, Berne, Rome, Stockholm, Vienne		chirac.dahoueto@etcgroup.it
		Adresse IP: 197.234.221.142

Suivi du dossier

État: Original	Titulaire: Chirac Dahoueto	Emplacement: DocuSign
20 août 2025 16:28	chirac.dahoueto@etcgroup.it	

Événements de signataire

Signature	Horodatage
<div><div>DocuSigned by:</div><div><i>Sophia Mamadou Bouba</i></div><div>F53D9E6A1D4A474...</div></div> <div>Sélection d'une signature : Style présélectionné</div> <div>En utilisant l'adresse IP: 41.79.219.13</div>	<div>Envoyée: 20 août 2025 16:38</div> <div>Consultée: 20 août 2025 16:54</div> <div>Signée: 20 août 2025 16:54</div>
<div>Sophia Mamadou Bouba</div> <div>sophia.mamadoubouba@etcgroup.it</div> <div>Principal Commitment Officer</div> <div>ETC Group</div> <div>Niveau de sécurité: E-mail, Authentification de compte (aucune)</div>	

Divulgate relative aux Signatures et aux Dossiers électroniques:

Non offerte par Docusign

<div><div>Signed by:</div><div><i>Eunice Vodounou</i></div><div>81A70361880E46F...</div></div> <div>Sélection d'une signature : Style présélectionné</div> <div>En utilisant l'adresse IP: 151.82.96.134</div>	<div>Envoyée: 20 août 2025 16:54</div> <div>Consultée: 20 août 2025 16:55</div> <div>Signée: 20 août 2025 16:56</div>
<div>Eunice Vodounou</div> <div>eunice.vodounou@etcgroup.it</div> <div>Chief Compliance Officer</div> <div>ETC Invest SpA</div> <div>Niveau de sécurité: E-mail, Authentification de compte (aucune)</div>	

Divulgate relative aux Signatures et aux Dossiers électroniques:

Non offerte par Docusign

<div><div>DocuSigned by:</div><div><i>Steaven Gbetowenonmon</i></div><div>97765C13C8744CF...</div></div> <div>Sélection d'une signature : Style présélectionné</div> <div>En utilisant l'adresse IP: 197.234.219.35</div>	<div>Envoyée: 20 août 2025 16:56</div> <div>Consultée: 20 août 2025 16:58</div> <div>Signée: 20 août 2025 16:58</div>
<div>Steaven Gbetowenonmon</div> <div>steaven.gbetowenonmon@etcgroup.it</div> <div>Chief Risk Officer</div> <div>ETC Group</div> <div>Niveau de sécurité: E-mail, Authentification de compte (aucune)</div>	

Divulgate relative aux Signatures et aux Dossiers électroniques:

Non offerte par Docusign

Événements de signataire en personne Signature

Horodatage

Événements de livraison à l'éditeur

État

Horodatage

Événements de livraison à l'agent

État

Horodatage

Événements de livraison intermédiaire État

Horodatage

Événements de livraison certifiée

État

Horodatage

Événements de copie carbone	État	Horodatage
BOC boc@etcgroup.it Niveau de sécurité: E-mail, Authentification de compte (aucune) Divulgate relative aux Signatures et aux Dossiers électroniques: Non offerte par DocuSign	Copié	Envoyée: 20 août 2025 16:58
FOC foc@etcgroup.it Niveau de sécurité: E-mail, Authentification de compte (aucune) Divulgate relative aux Signatures et aux Dossiers électroniques: Non offerte par DocuSign	Copié	Envoyée: 20 août 2025 16:58 Consultée: 21 août 2025 09:47
Middle Office middle.office@etcgroup.it Niveau de sécurité: E-mail, Authentification de compte (aucune) Divulgate relative aux Signatures et aux Dossiers électroniques: Non offerte par DocuSign	Copié	Envoyée: 20 août 2025 16:58 Consultée: 20 août 2025 16:59

Événements de témoins	Signature	Horodatage
Événements notariaux	Signature	Horodatage
Récapitulatif des événements de l'enveloppe	État	Horodatages
Enveloppe envoyée	Haché/crypté	20 août 2025 16:38
Enveloppe mise à jour	Sécurité vérifiée	20 août 2025 16:47
Enveloppe mise à jour	Sécurité vérifiée	20 août 2025 16:47
Enveloppe mise à jour	Sécurité vérifiée	20 août 2025 16:47
Enveloppe mise à jour	Sécurité vérifiée	20 août 2025 16:49
Enveloppe mise à jour	Sécurité vérifiée	20 août 2025 16:53
Livraison certifiée	Sécurité vérifiée	20 août 2025 16:58
Signature complétée	Sécurité vérifiée	20 août 2025 16:58
Complétée	Sécurité vérifiée	20 août 2025 16:58
Événements de paiement	État	Horodatages